

# bodywand™



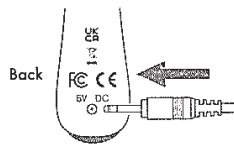
## COUTURE WAND

Where fashion and style meet pleasure  
Powerful splashproof vibrate  
with rumbling vibrations

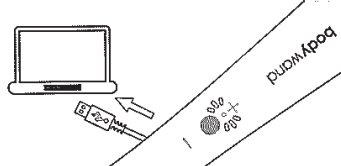
**IMPORTANT SAFETY INSTRUCTIONS:**  
All safety and operating instructions should be carefully read before use.

**CAUTION:** to reduce the risk of electric shock, do not remove cover or open the device. There are no serviceable parts inside.

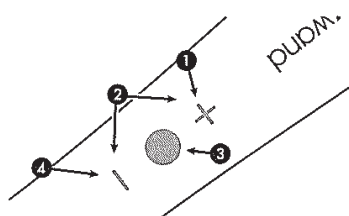
1. Plug the mini jack plug of the charging USB cord onto the socket at the bottom of the massager.



2. Plug the USB end of the cord into the USB port of your computer or other power source. A white light will be blinking on the middle button of the massager indicating battery charging.



3. The light will become constant when the battery is fully charged. Unplug the USB charging cord. It takes appx 4 hour for full charge (depends on the power supply).

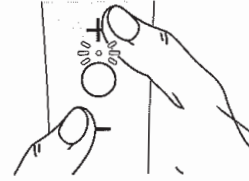
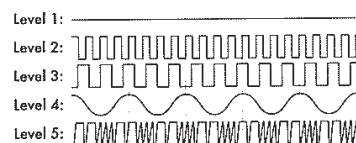


Press and hold 'power button' ③ for 2 seconds, all LED stays solid=turn it on=go to mode 1=min speed, press 'power button' ③ one click=LED flash once=go to mode 2(3, 4, 5) = same speed switching mode 2(3, 4, 5), there are 10 vibration speeds, press '+'=LED flash once=increase one speed, press '-'=LED flash once=decrease one speed.

5 Vibration Patterns change cyclically.

Press and hold 'power button' ③ for 2 seconds=turn it off.

### Vibration modes:



**Travel lock:**  
Press and hold the "+" & "-" buttons for 3 seconds / light flash 2 times, lock.

Press and hold the "+" & "-" buttons for 3 seconds / light flash 3 times, unlock.

Deactivated by charging.

**WARNING:** For adult use only. For external use only. Remove all scarves, neckties, necklaces, and jewelry before using this massager.

**IMPORTANT:** Any individual who may be pregnant, has a pacemaker, suffers from diabetes, phlebitis and/or thrombosis, is at an increase risk of developing blood clots, or who has pins/screws/artificial joints or other medical devices implanted in his/her body should consult with a physician before using a massaging device designed for home use.

1. Do not reach for an appliance that had fallen into water. Unplug immediately.
2. Do not use while bathing or in the shower.
3. Do not place or store appliance where it can fall or be pulled into a tub or sink.
4. Do not place in or drop into water or other liquid.
5. Always unplug this appliance from the electrical outlet immediately after use or before cleaning.

### CARE AND MAINTENANCE

Clean the massager with a soft, damp cloth. DO NOT clean with an alcohol or chemical-based cleaner.

### STORAGE:

Store at 20°C - 25°C

Store at cool dry place.

### SPECIFICATIONS:

- Power - 3.7V / 270mA USB 2.0
- Battery Life: Up to 3.5 hour use depending on speed and massage platform choosen.
- Waterproof: IPX5, for clearing the wand only, can not play under water.

### DISCLAIMER:

BODYWAND SHALL NOT BE LIABLE FOR INCIDENTAL OR CONSEQUENTIAL DAMAGES RESULTING FROM THE MISUSE OF THIS PRODUCT.



Generation Products™  
Horsham, PA 19044  
All Rights Reserved

UK Responsible Person:  
Arangalanga UK LTD, 20-22 Wenlock Road, London, N17 9GU, UK.  
Phone: +44 2037692960, E-Mail: UKresponsibelperson@arangaranga.com  
EU Responsible Person:  
Arangalanga SL, Paseo de la Castellana 194, Madrid, 28046, Spain.  
Phone: +34 910054258, E-Mail: EUresponsibelperson@arangaranga.com