

Renegade

SUPER STROKER THRUSTER WITH STAND AND REMOTE

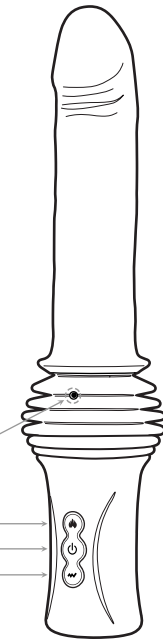
For warranty information, latest products, and news visit us at:
nsnovelties.com

PLAY

- * Press & hold power button for 2 seconds until indicator light is solid to power on and enter standby mode.
- * Quick press power button to cycle through thrusting speeds.
- * Quick press the vibration button to cycle through vibration speeds/functions.
- * Press & hold power button for 2 seconds to power off.



WARMING MODE
POWER
VIBRATION



SET UP

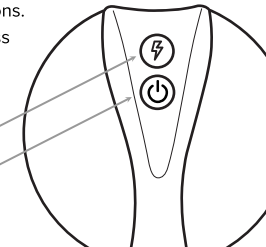
WARMING FUNCTION

- * When device is in standby mode, press & hold warming button for 2 seconds to turn warming function on/off. Red indicator light will be solid while warming. Warming mode will automatically end after 3 minutes.

PLAYING WITH REMOTE

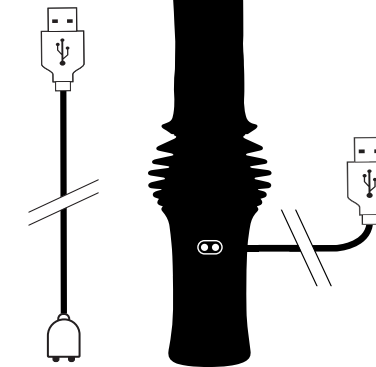
- * To use the remote, put the device in standby mode.
- * Quick press the power button to activate and cycle through thrusting speeds.
- * Quick press the vibration button to activate and cycle through vibration speeds/functions.
- * To stop a setting with the remote, press & hold either button for 2 seconds to put the device back into standby mode.

VIBRATION
POWER



CHARGE

- * The light will blink while the device is charging.
- * The light will become solid once the device is fully charged.



CARE

- * Turn off device when not in use.
- * Do not operate the device while charging.
- * Please follow the charge times indicated in the device specifications.
- * Wash after each use with liquid anti-bacterial soap and water.
- * Pat dry with a cotton towel and allow to air dry completely.

Product Dimensions: 14.49 x 2.72 x 2.72 (in),
Remote: 2.28 x 2.36 x 0.83 (in),
Stand: 3.62 x 3.23 x 3.23

IPX Rating: IPX0 No water protection,
Remote: IPX0 No water protection

Battery: Rechargeable
Remote: 23A

Charge Time: Do not exceed 150 minutes
Run Time: 60 minutes

Modes: 13

