

# Inya

## SUPER STROKER RECHARGEABLE

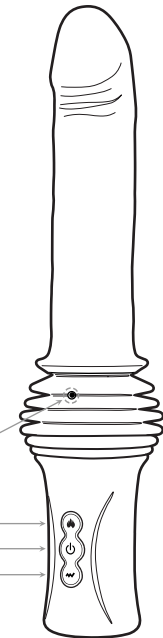
For warranty information, latest products, and news visit us at:  
[nsnovelties.com](http://nsnovelties.com)

### PLAY

- \* Press & hold power button for 2 seconds until indicator light is solid to power on and enter standby mode.
- \* Quick press power button to cycle through thrusting speeds.
- \* Quick press the vibration button to cycle through vibration speeds/functions.
- \* Press & hold power button for 2 seconds to power off.



WARMING MODE  
POWER  
VIBRATION



### SET UP

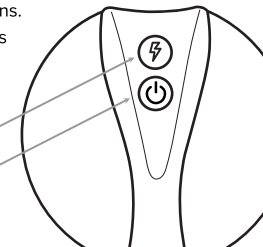
#### WARMING FUNCTION

- \* When device is in standby mode, press & hold warming button for 2 seconds to turn warming function on/off. Red indicator light will be solid while warming. Warming mode will automatically end after 3 minutes.

#### PLAYING WITH REMOTE

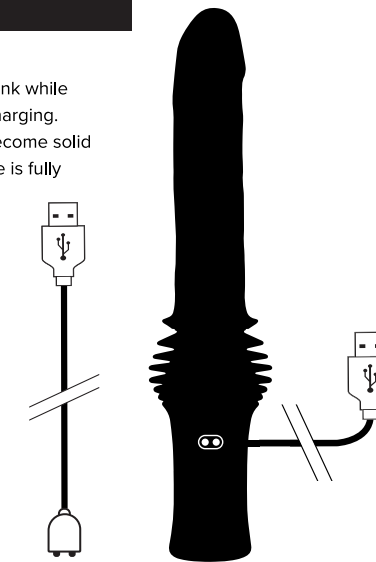
- \* To use the remote, put the device in standby mode.
- \* Quick press the power button to activate and cycle through thrusting speeds.
- \* Quick press the vibration button to activate and cycle through vibration speeds/functions.
- \* To stop a setting with the remote, press & hold either button for 2 seconds to put the device back into standby mode.

VIBRATION  
POWER



### CHARGE

- \* The light will blink while the device is charging.
- \* The light will become solid once the device is fully charged.



### CARE

- \* Turn off device when not in use.
- \* Do not operate the device while charging.
- \* Please follow the charge times indicated in the device specifications.
- \* Wash after each use with liquid anti-bacterial soap and water.
- \* Pat dry with a cotton towel and allow to air dry completely.

- Product Dimensions:** 14.49 x 2.72 x 2.72 (in),  
Remote: 2.28 x 2.36 x 0.83 (in),  
Stand: 3.62 x 3.23 x 3.23
- IPX Rating:** IPX0 No water protection,  
Remote: IPX0 No water protection
- Battery:** Rechargeable  
Remote: 23A
- Charge Time:** Do not exceed 150 minutes
- Run Time:** 60 minutes
- Modes:** 13

